

Documenting in Dynamic Groups

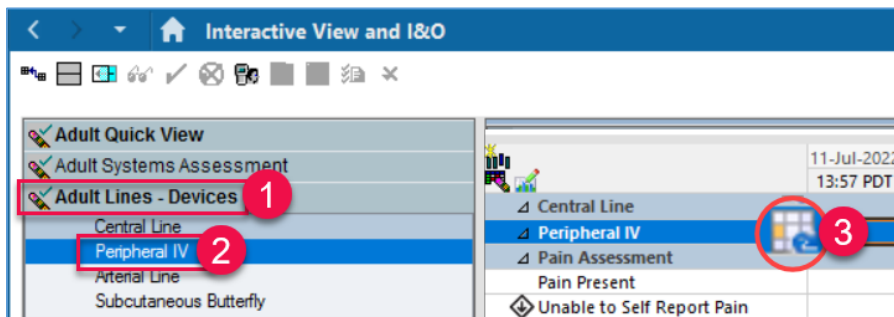
A Dynamic Group is created when there is a need to document ongoing and multiple instances of a cluster or **grouping** of related assessment information (e.g. a wound, IV line, tube or drain). A dynamic group allows for clear identification of all assessment information associated to the line, tube or drain.

Documenting using Dynamic Groups:

- Each wound, line, tube or drain requires a specific Dynamic Group.
- Multiple dynamic groups can be created for a patient
- Dynamic groups allow you to give each assessment a unique label
- A Dynamic Group only needs to be created once, and will remain on view for all who access the chart
- Dynamic groups are encounter specific. A new dynamic group will need to be created when a patient is discharged to another service or area (i.e. Acute Care to LTC)

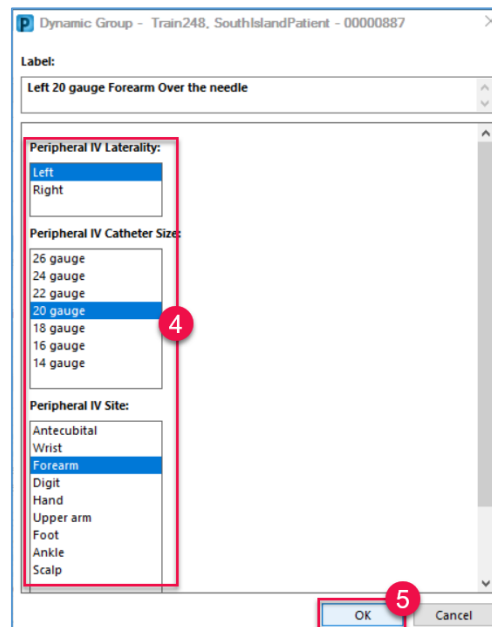
Documenting Dynamic Groups: (In this example we will document the details of a peripheral IV)

1. Click on the **Line-devices** band (band names may vary by clinical position).
2. Select the **Peripheral IV** section.
3. Click on the **Add a Dynamic Group**  icon.



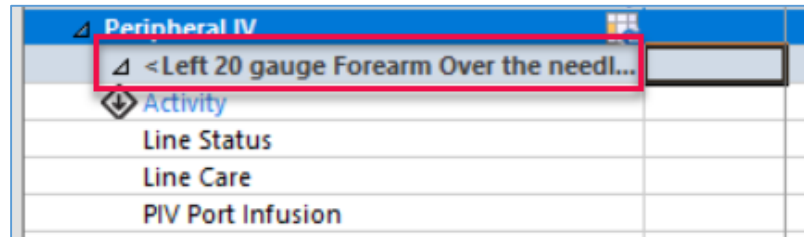
- The **Dynamic Group** window appears.

4. Select the applicable label details.
5. Click **OK**



Documenting in Dynamic Groups

The Label created will display at the top, under the Peripheral IV section heading.

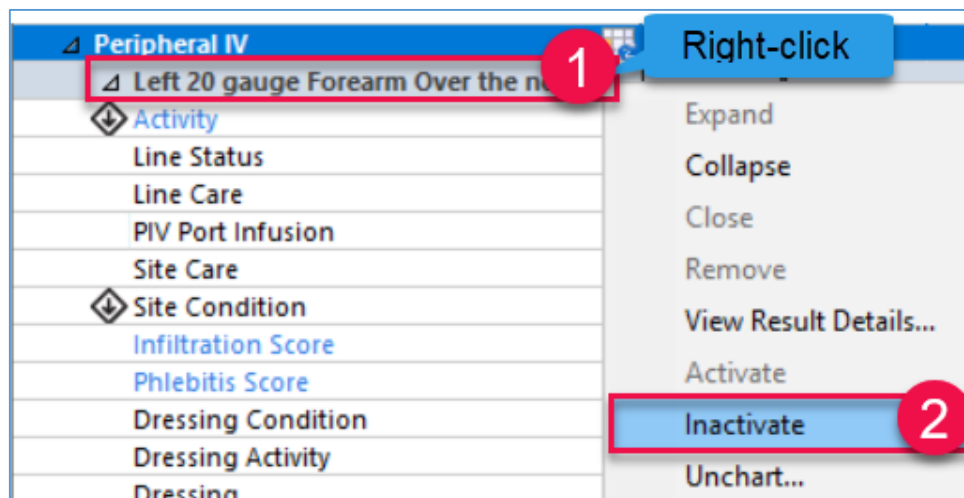


Inactivating a Dynamic Group

When documentation is complete and the dynamic group is no longer in use, you can inactivate the dynamic group.

To inactivate a dynamic group:

1. Right-click on the dynamic group label. (e.g. <Left 20 gauge Forearm Over the needle)
2. Select **Inactivate**.



Note:

If you accidentally inactivate the wrong dynamic group, you can repeat the above steps to reactivate the dynamic group. Select **Activate**.

Ensure that removal documentation has been completed prior to inactivating a dynamic group.

The inactivated dynamic group remains on view, but is unavailable, meaning clinicians cannot document on it.

If a patient is transferred to your site, the dynamic groups that were created at the first site will automatically inactivate at midnight (they do not cross encounters). Create new dynamic groups for any new transfers.