



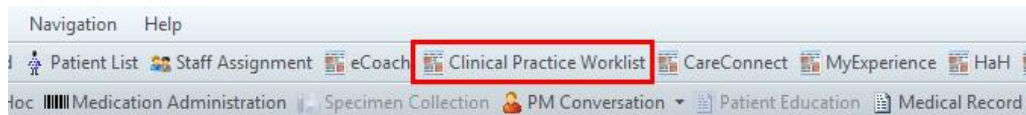
# CLINICAL PRACTICE WORKLIST

## What you need to know:

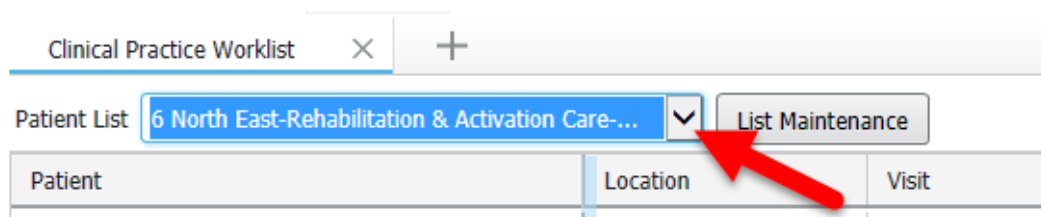
- The Clinical Practice Worklist was created to support leaders to access key practice and safety indicators as well as adoption of required EHR screening and admission forms at a unit level
- This worklist was created to support site leaders, managers, CNLS and CNEs. The worklist can be accessed by many additional positions in PowerChart. This will allow access for staff who may be covering leadership roles

## Using the Clinical Practice Worklist:

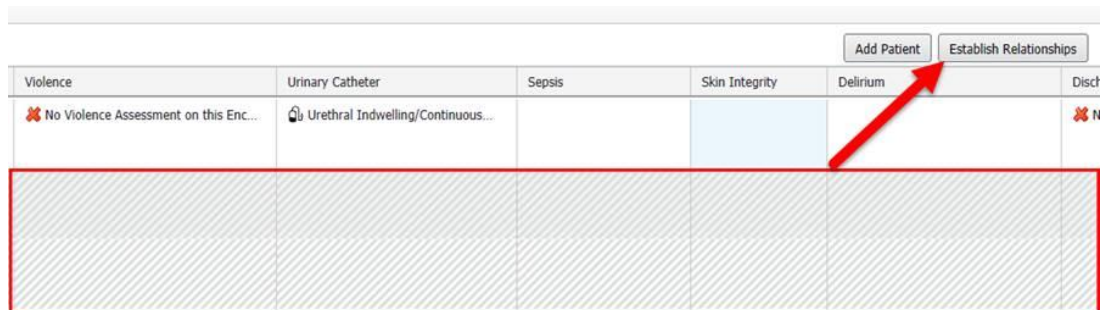
- To access the worklist: Select the link from the PowerChart toolbar:



- Select a patient list to view. You can use any existing custom or location list



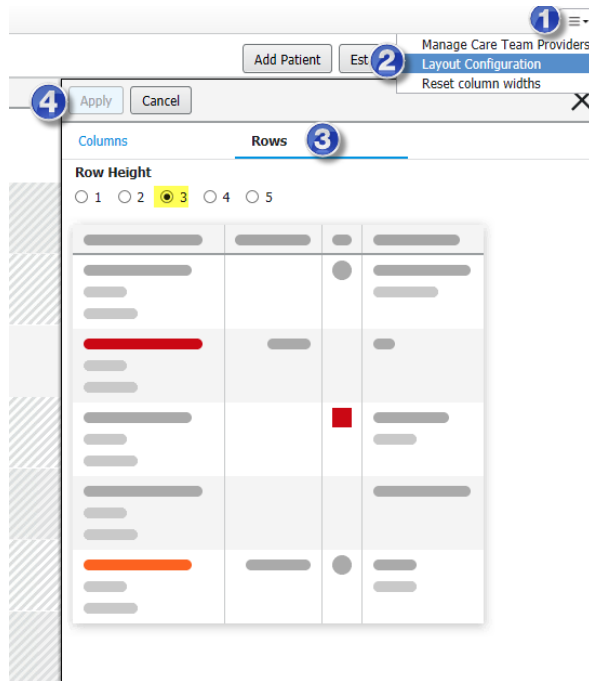
- If you have not established a relationship with a patient on the list, the columns will appear greyed out. You can establish relationships with patients from this list



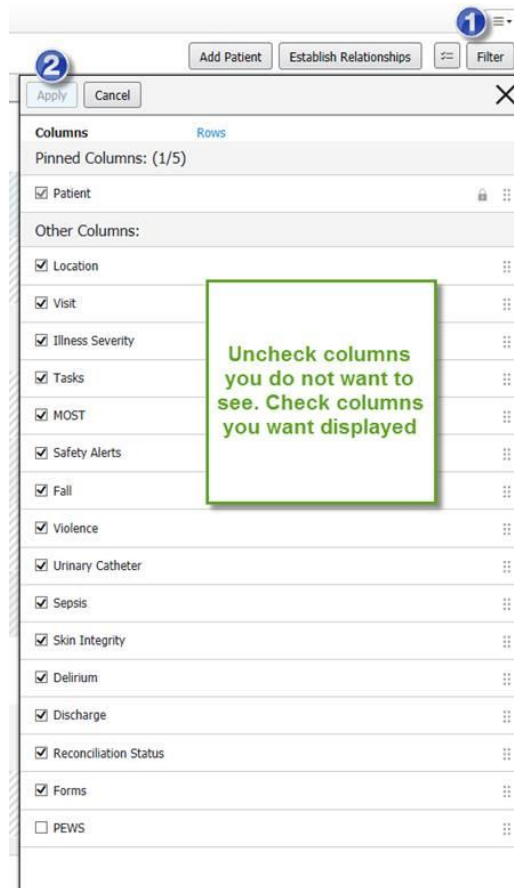
Violence	Urinary Catheter	Sepsis	Skin Integrity	Delirium	Disc
No Violence Assessment on this Enc...	Urethral Indwelling/Continuous...				N

The table above shows a patient list with columns for various clinical indicators. The bottom two rows of the table are highlighted with a red rectangular box. Above the table, there are two buttons: 'Add Patient' and 'Establish Relationships'. A red arrow points from the 'Establish Relationships' button to the 'Delirium' column header.

- This worklist can be customized. One recommendation is to change the rows from two to three. This will allow you to see all of the Medication Reconciliation information  
To do this:



- To remove or add columns on view:



- To change the display order:
  - Select the column by clicking on it and drag and drop to where you want it to display

**Columns** Rows

**Pinned Columns: (1/5)**

Patient 🔒 ⋮

---

**Other Columns:**

Visit ⋮

Location ⋮

Illness Severity ⋮

Tasks ⋮

MOST ⋮

Safety Alerts ⋮

- Tip: You can also access Informal Team Communication documentation, Labs, Vitals and Medication information (CPOE sites by clicking in the **Patient** column

Patient	Location	Visit	Illness Severity	Tasks
<b>*Test Two, Alison</b> 66 yrs U DOB: 18 SEP 1955 MRN: 25131194	S451-OCB-B 452W-1	LOS: 4 days ADM DT: 02 OCT 2021	● Stable	9 Admission History Adult ARO Screener Risk of Violence Screening Tool
Testing, CPW 29 yrs F DOB: 29 SEP 1992 MRN: 25133026	OCB-3 RADU-NRG	LOS: 6 days ADM DT: 30 SEP 2021		
Testpatient, CN Two MCKIH 90 yrs F DOB: 04 AUG 1931 MRN: 25132945	A05-A ED-HOLD-RJH	LOS: 7 days ADM DT: 29 SEP 2021		
*zyxtestpatient, michelle 44 yrs M DOB: 03 SEP 1977 MRN: 25131459	ICOC1-B ICU-RJH	LOS: 10 days ADM DT: 25 SEP 2021	● Unstable	4 Braden Assessment Patient Precautions - Set Up VBACT Reassessment
*Test Two, Alison 66 yrs U DOB: 18 SEP 1955 MRN: 25131194	3014-4 3-NRG	LOS: 20 days ADM DT: 15 SEP 2021		
*Test Two, Alison 66 yrs U DOB: 18 SEP 1955 MRN: 25131194	OCB-1 DRU-NRG	LOS: 27 days ADM DT: 08 SEP 2021		
Admission Tasks, Peds 2 yrs M DOB: 05 SEP 2019 MRN: 25131632	M473-B PHDN-VGH	LOS: 28 days ADM DT: 07 SEP 2021		
Task Testing, Admission 51 yrs M DOB: 07 SEP 1970 MRN: 25131616	S816-OCB-B 85W-RJH	LOS: 28 days ADM DT: 07 SEP 2021		
*zyxtestpatient, Joni Two 30 yrs M DOB: 07 SEP 1991 MRN: 25131574	1021-1 1-NRG	LOS: 28 days ADM DT: 07 SEP 2021	● Discharging	13 Order Entry Details Admission History Adult ARO Screener
*zyxtestpatient, Joni One 40 yrs F DOB: 07 SEP 1981 MRN: 25131566	1020-1 1-NRG	LOS: 28 days ADM DT: 07 SEP 2021	● Discharging	13 Order Entry Details Admission History Adult ARO Screener
*zyxtestpatient, michelle 44 yrs M DOB: 03 SEP 1977 MRN: 25131459	OCB6-1 5-NRG	LOS: 4 weeks, 2 days ADM DT: 03 SEP 2021		

**Test Two, Alison**  
66 yrs Unknown DOB: 18 SEP 1955

**\* Name Alert**

**Allergies**  
Allergies: No Known Allergies

**I-PASS** Clinical Data Care Team

**Illness Severity**  
Care Team: None  
Illness Severity:  Stable

**Patient Summary**  
Enter patient summary here  
Displaying information for the selected medical service only. [View All](#)

**Actions**  
Enter new action here  
No actions documented.

**Situational Awareness & Planning**  
Enter new comment here  
No comments documented.  
Displaying information for the selected care team only. [View All](#)

- Tip: You can access a patient chart from this list by clicking on the name

**Testing, CPW** 29 yrs F  
 DOB: 29 SEP 1992  
 MRN: 25133026

- Tip: Clicking on the column name will sort the patients based on that information. For example you can sort by LOS

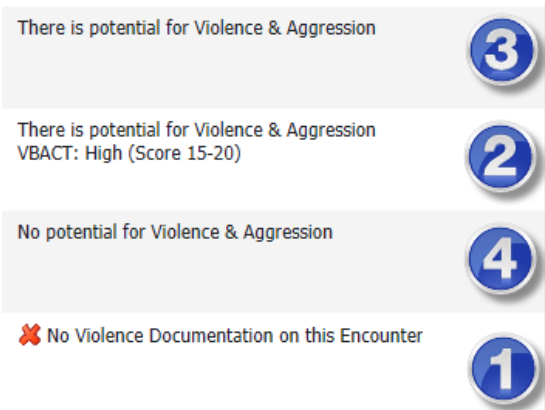
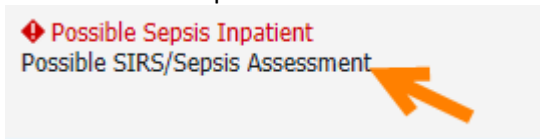
Location	Visit	▼	Illness Severity	Tasks
----------	-------	---	------------------	-------

### Information about the available columns:

Note: columns that have arrows are indicating a decrease or increase from a previously documented score. Select the column to view previously documented scores on the right

Fall	
↗ 70	<b>Test Two, Alison</b> 66 yrs Unknown DOB: 18 SEP 1955 MRN: 25131194 FIN: 9202653612
↘ 50	Fall 70 Type Morse Fall Risk Score Assessed on 05 OCT 2021 09:29 Documented on 05 OCT 2021 09:30 Documented by Test, Nurse Medical/Surgical
0	0 Type Morse Fall Risk Score Assessed on 05 OCT 2021 09:22 Documented on 05 OCT 2021 09:22 Documented by Test, Nurse Medical/Surgical

<b>Location</b>	<ul style="list-style-type: none"> <li>• Display of the unit and bed number</li> </ul>
<b>Visit</b>	<ul style="list-style-type: none"> <li>• Display of the LOS and the Admission date</li> </ul>
<b>Illness Severity</b>	<ul style="list-style-type: none"> <li>• Display of the Illness Severity</li> <li>• Illness Severity is shared with physicians and any updates will be shared for all who access the patient chart</li> <li>• The Illness Severity can be updated from the board by clicking on the column</li> </ul>
<b>Tasks</b>	<ul style="list-style-type: none"> <li>• View of the number of overdue tasks for each patient.</li> <li>• Overdue tasks will display in red</li> </ul>
<b>MOST</b>	<ul style="list-style-type: none"> <li>• Display of the current MOST order</li> </ul>

<b>Safety Alerts</b>	<ul style="list-style-type: none"> <li>• Display of safety alerts entered through CPOE, PM office or triggered by documentation</li> </ul>
<b>Fall</b>	<ul style="list-style-type: none"> <li>• Display of the most recent Morse Fall Risk Score</li> </ul>
<b>Violence</b>	<ul style="list-style-type: none"> <li>• Display of Violence Screening. Will show if: <ol style="list-style-type: none"> <li>1. No screening has been completed</li> <li>2. Screening has been completed. There is potential for violence &amp; aggression and a VBACT score is available</li> <li>3. Screening has been completed there potential for violence &amp; aggression and no VBACT has been completed</li> <li>4. Screening has been completed and there is no potential for violence &amp; aggression</li> </ol> </li> </ul> 
<b>Urinary Catheter</b>	<ul style="list-style-type: none"> <li>• Display of patients with catheter documentation</li> <li>• When the catheter dynamic group is inactivated the catheter icon and information will no longer display</li> </ul>
<b>Sepsis</b>	<ul style="list-style-type: none"> <li>• Display of Sepsis alerts and completed Sepsis assessments.</li> <li>• Note: All patients with Sepsis alerts should have an assessment completed</li> </ul> 
<b>Skin Integrity</b>	<ul style="list-style-type: none"> <li>• Display of the most recent Braden score</li> </ul>
<b>Delirium</b>	<ul style="list-style-type: none"> <li>• Display of CAM delirium screening. Will show a positive or negative screen</li> </ul>
<b>Reconciliation Status</b>	<ul style="list-style-type: none"> <li>• Display of BPMH and Medication Reconciliation completion</li> </ul>

<b>Forms</b>	<ul style="list-style-type: none"><li>• Display of completed Admission PowerForms</li><li>• Clicking on the column will allow viewing of completed forms</li></ul>
<b>PEWS</b>	<ul style="list-style-type: none"><li>• Display of the most recent PEWS screening score</li></ul>