

<b>Applies to:</b>	Nurses (RNs, LPNs, RPNs) and Nursing Unit Assistants
<b>Purpose:</b>	To briefly summarize the change from paper MOST to eMOST in the Electronic Health Record (EHR)

### Viewing MOST in Powerchart/FirstNet

Key change! The paper chart will no longer be the source of truth for MOST. Refer to any of the following sections of the EHR to view eMOST information:

<p align="center"><b>Banner Bar</b></p> <p>Note: "Hover to discover" – hover your cursor over the MOST designation to view additional information related to MOST</p>	<p align="center"><b>Results Review</b></p> <p>Open the MOST/ACP tab</p> <table border="1"> <thead> <tr> <th>Provider Advance Directive Information</th> <th>08-Nov-2022 11:04 PST</th> </tr> </thead> <tbody> <tr> <td><b>Resuscitation Status Details</b></td> <td></td> </tr> <tr> <td>Intervention Level</td> <td>C0 – ICU PRN. No CPR, No Intub *</td> </tr> <tr> <td>Following Conversation With</td> <td>Capable Patient *</td> </tr> <tr> <td>Names of People Interviewed</td> <td></td> </tr> <tr> <td>Conversation Documented In</td> <td>Consult note 08-Nov-2022 *</td> </tr> <tr> <td>Supporting Documentation Reviewed</td> <td>Previous MOST *</td> </tr> <tr> <td>Other Supporting Documentation Reviewed</td> <td></td> </tr> <tr> <td>Additional Directions</td> <td>BiPap OK *</td> </tr> <tr> <td>Special Instructions</td> <td></td> </tr> <tr> <td>MOST Ordered By</td> <td>Smith DR, John *</td> </tr> </tbody> </table>	Provider Advance Directive Information	08-Nov-2022 11:04 PST	<b>Resuscitation Status Details</b>		Intervention Level	C0 – ICU PRN. No CPR, No Intub *	Following Conversation With	Capable Patient *	Names of People Interviewed		Conversation Documented In	Consult note 08-Nov-2022 *	Supporting Documentation Reviewed	Previous MOST *	Other Supporting Documentation Reviewed		Additional Directions	BiPap OK *	Special Instructions		MOST Ordered By	Smith DR, John *
Provider Advance Directive Information	08-Nov-2022 11:04 PST																						
<b>Resuscitation Status Details</b>																							
Intervention Level	C0 – ICU PRN. No CPR, No Intub *																						
Following Conversation With	Capable Patient *																						
Names of People Interviewed																							
Conversation Documented In	Consult note 08-Nov-2022 *																						
Supporting Documentation Reviewed	Previous MOST *																						
Other Supporting Documentation Reviewed																							
Additional Directions	BiPap OK *																						
Special Instructions																							
MOST Ordered By	Smith DR, John *																						
<p align="center"><b>Patient Summary</b></p> <table border="1"> <thead> <tr> <th></th> <th>08-Nov-2022 11:04</th> </tr> </thead> <tbody> <tr> <td>Intervention Level</td> <td>C0 – ICU PRN. No CPR, No Intub</td> </tr> <tr> <td>Following Conversation(s) with Name(s) (Role)</td> <td>Capable Patient</td> </tr> <tr> <td>Conversation(s) Documented In</td> <td>Consult note 08-Nov-2022</td> </tr> <tr> <td>Supporting Documentation Reviewed</td> <td>Previous MOST</td> </tr> <tr> <td>Other Supporting Documentation Reviewed</td> <td></td> </tr> <tr> <td>Additional Directions</td> <td>BiPap OK</td> </tr> <tr> <td>Special Instructions</td> <td></td> </tr> <tr> <td>MOST Ordered By</td> <td>Smith DR, John</td> </tr> </tbody> </table>		08-Nov-2022 11:04	Intervention Level	C0 – ICU PRN. No CPR, No Intub	Following Conversation(s) with Name(s) (Role)	Capable Patient	Conversation(s) Documented In	Consult note 08-Nov-2022	Supporting Documentation Reviewed	Previous MOST	Other Supporting Documentation Reviewed		Additional Directions	BiPap OK	Special Instructions		MOST Ordered By	Smith DR, John	<p align="center"><b>CareCompass</b></p> <p>ALC - OCB14 <b>eMOST, Demo</b> 42yrs   M   C0 – ICU PRN. No CPR, No Intub <b>No Known Allergies</b>   --</p>				
	08-Nov-2022 11:04																						
Intervention Level	C0 – ICU PRN. No CPR, No Intub																						
Following Conversation(s) with Name(s) (Role)	Capable Patient																						
Conversation(s) Documented In	Consult note 08-Nov-2022																						
Supporting Documentation Reviewed	Previous MOST																						
Other Supporting Documentation Reviewed																							
Additional Directions	BiPap OK																						
Special Instructions																							
MOST Ordered By	Smith DR, John																						

### Entering a MOST into Powerchart/FirstNet

**Providers (physicians and Nurse Practitioners) are responsible for entering MOST orders.** Only under *exceptional* circumstances should nurses take verbal/telephone orders for MOST (e.g., a patient’s condition has changed and the physician has had phone consultation with a patient’s family remotely but has no access to a computer to log in and place the MOST order).






To learn how to enter a MOST order, please refer to the eMOST duotang on your unit or search ‘MOST’ in eCoach (EHR reference catalog found in the navigation bar at the top of the EHR).

## What is CareCompass?

CareCompass is a comprehensive patient list used by inpatient nurses and NUAs. It is useful with eMOST as a chart flag to notify of new eMOST orders, although the functionality of CareCompass is more fully realised with advanced EHR use.

Monitor CareCompass throughout your shift to be alerted of changes to a patient's MOST designation.

Key points:

- 1) Find CareCompass in the Navigation Bar next to Patient List 
- 2) Use the refresh  button to ensure you are viewing the most up to date information
- 3) Use your Custom or Unit patient list (toggle patient list in the drop down as required)
- 4) Establish a relationship with the patient(s) to see eMOST and other clinical information using either  Establish Relationships (to establish for entire patient list) or  No Relationship Exists (for single patient)
- 5) The  icon indicates now orders/results. To mark orders/results as reviewed:
  - a. Click the icon
  - b. Review the results and/or orders in the window that opens
  - c. Click Mark as Reviewed.

To learn more about CareCompass, please refer to eCoach 

## Printing an eMOST for transport/discharge

To print a MOST:

- 1) With the patient's chart open, open the **Task** menu at the very top right of your screen
- 2) Select **Reports** from the menu
- 3) In the window that opens, confirm the printer selection is correct
- 4) Select **MOST Summary** from the list of report options
- 5) Click **OK**

Note: All patients should be offered a paper copy of their MOST at the time of discharge. All patients require a printed copy of their MOST for transport.